CANopen Master

Datasheet – Rev. 3

sales@straton-plc.com

CP_R2_019 F

straton



STRATON AUTOMATION, All Rights Reserved

The information contained in this document is the property of STRATON AUTOMATION. The distribution and/or reproduction of all or part of this document in any form whatsoever is authorized only with the written authorization of STRATON AUTOMATION. The technical data are used only for the description of the product and do not constitute a guarantee of quality in the legal sense of the term. We reserve the right to make technical changes.

Content

1. OVERVIEW 4

2. REQUIREMENT AND SETUP 4

3. FEATURES 4

3.1. Configuration using EDS files 4

3.2. PDO mapping 5

3.3. Heartbeat management 5

3.4. Network Scan / Online diagnosis of the CANopen Slave 6

3.5. Direct variables association 6

3.6. Function Blocks for NMT and SDO management 7

1. Overview

The CAN protocol is an international standard. Based on this standard several protocols are available on the market, some are standardized like CANopen and other are proprietary.

2. Requirement and setup

The CANopen Master Driver requires only a low-level interface to the CAN controller for sending/receiving CAN frames.

The standard interface for Linux CAN socket is supported.

3. Features

3.1. Configuration using EDS files

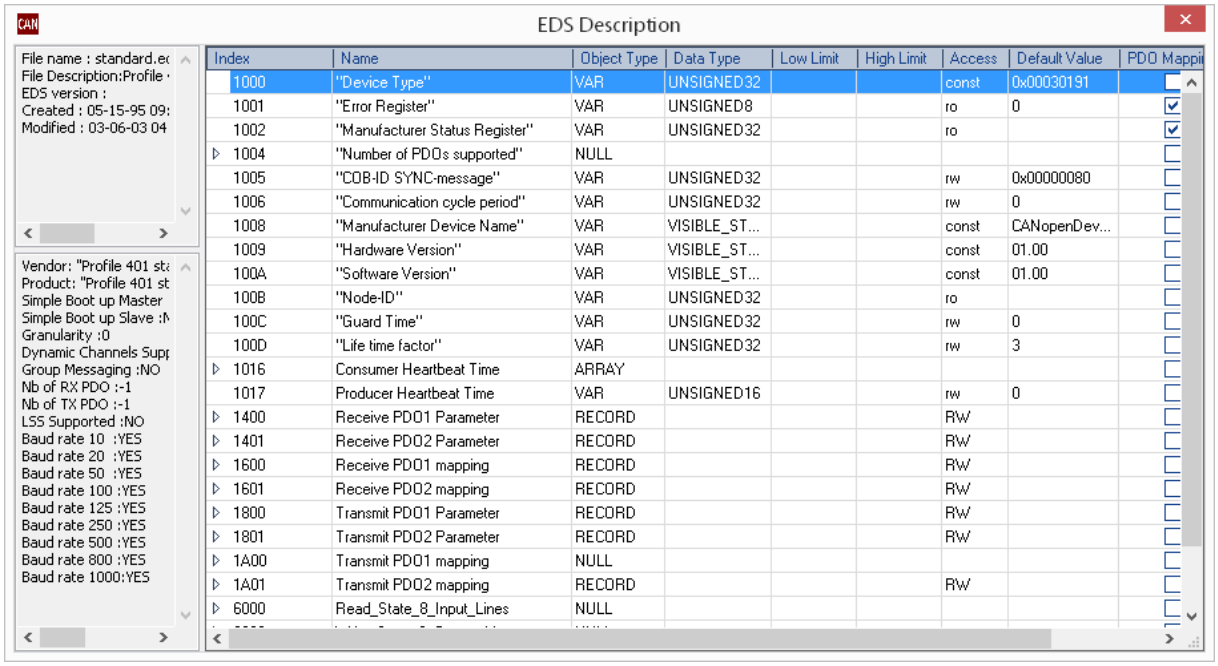

3.2. PDO mapping

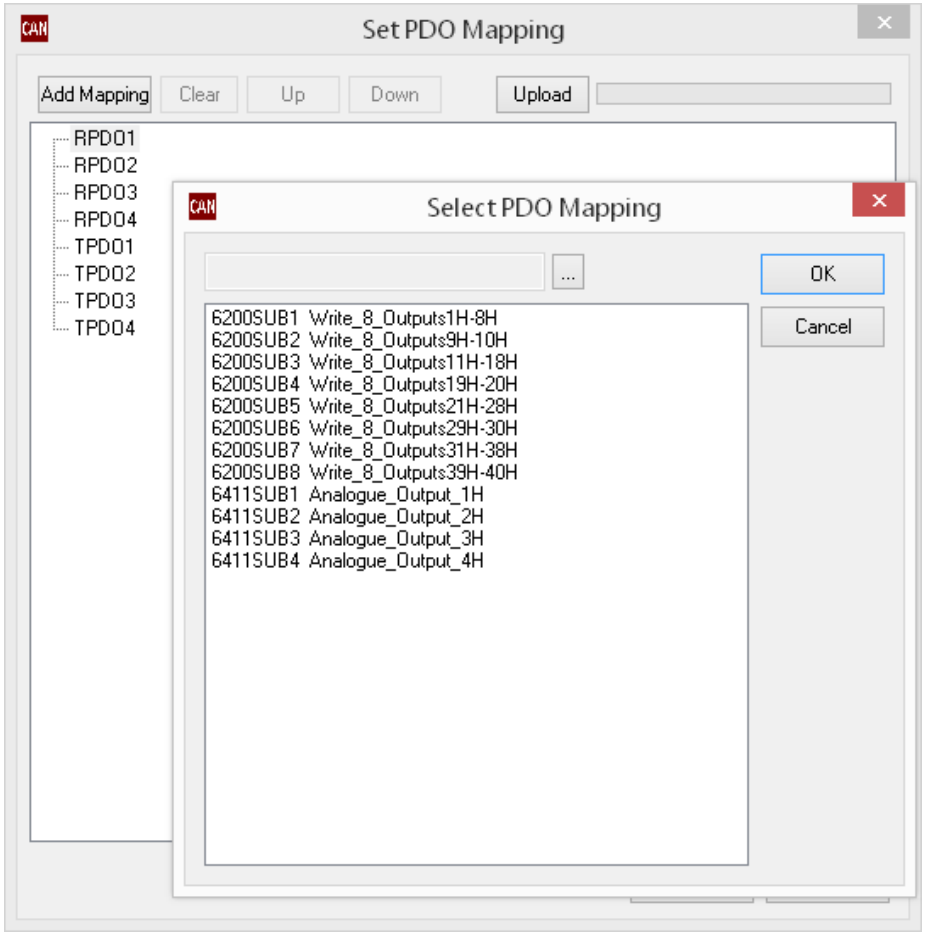

3.3. Heartbeat management

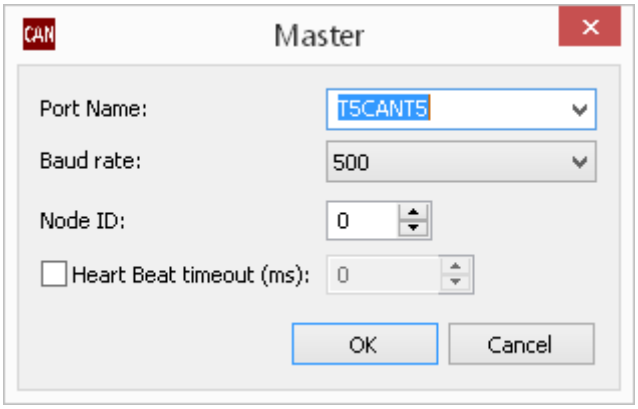

3.4. Network Scan / Online diagnosis of the CANopen Slave

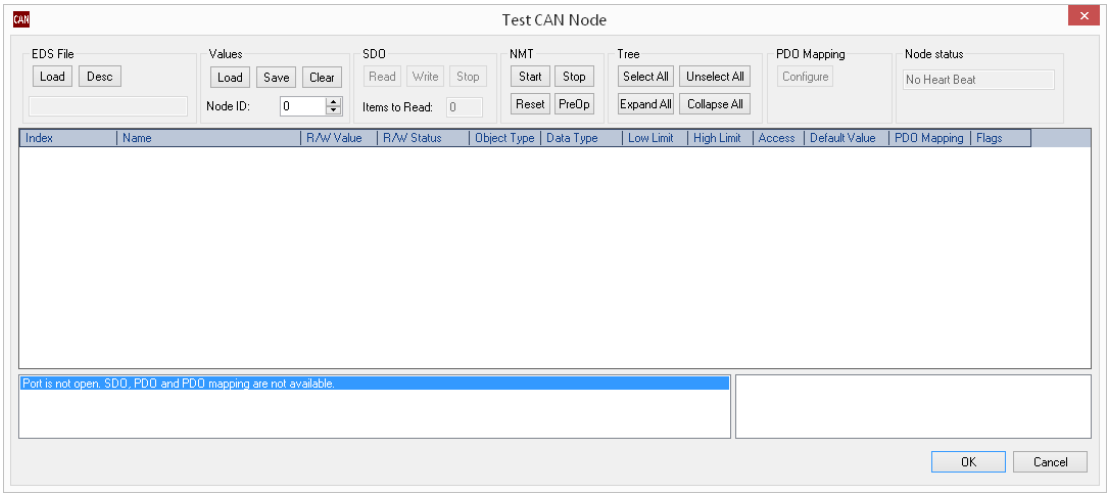

3.5. Direct variables association

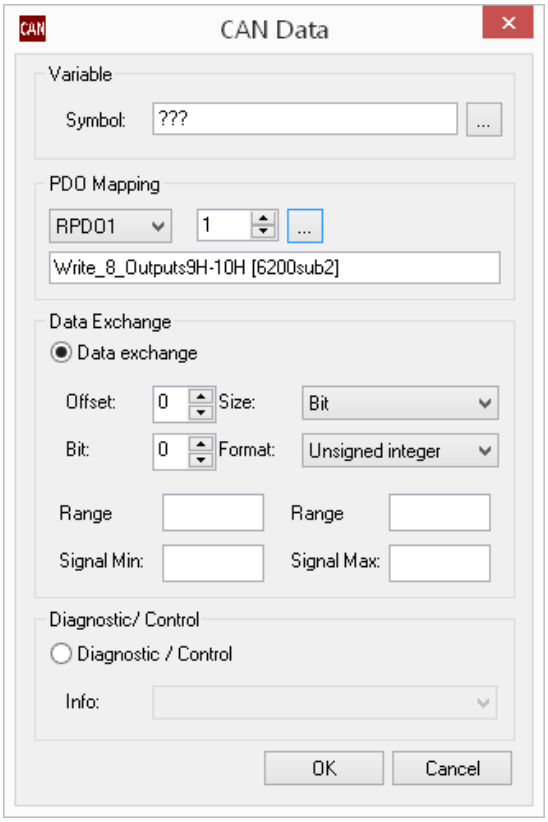

3.6. Function Blocks for NMT and SDO management

